


SYSTEMS IN ACTION




1 MW Solid-State DC Circuit Breaker. This molded-case circuit breaker operates at 1 kA and 1 kVDC. It maintains the look, functionality, and feel of a conventional 2.5 kA, 480 VAC three-phase circuit breaker.

DTI Solid-State DC Circuit Breaker	Product Specification
Voltage	1 - 50 kV
Current	to 5 kA
Opening Time	0.8 - 15 us
Openings	> 10,000
MTBF	~30 years

SOLID-STATE DC CIRCUIT BREAKERS

The adoption of medium voltage AC and DC (MVAC/MVDC) distribution has been hindered by the lack of fast circuit breakers and high voltage switches. MVAC circuit breakers are currently available at high voltages and power levels, but rely on mechanical switches operating in SF6 or vacuum and typically require several milliseconds to open – existing DC circuit breakers are even slower. Consequently, the current into a short circuit fault builds to very large values (orders of magnitude greater than the nominal current) before the switch opens.

Solid-state opening and closing switches built by Diversified Technologies, Inc., capable of multi-kA switching at voltages up to 100 kV, have been demonstrated and qualified for military applications. The ability of these high voltage solid-state switches to interrupt full load currents within microseconds limits the fault current to less than twice the normal load current – enabling dramatic improvements in system reliability and safety. In addition to sub-microsecond opening and closing times, DTI switches provide multi-kHz switching for controlled power application, continuous operation, high-reliability, and long life.

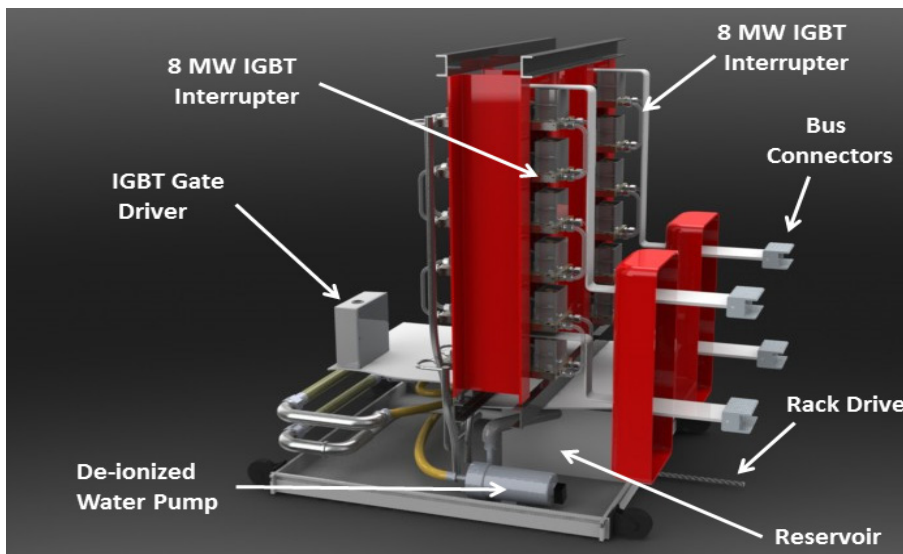


4.5 kV, 600 A Solid-State DC Circuit Breaker. This breaker is based on technology developed to protect radar and particle accelerators. This DC solid-state circuit breaker is comprised of two 4.5 kV IGBTs in series (for voltage margin), and has dimensions of 16" w x 8" d x 6" h.

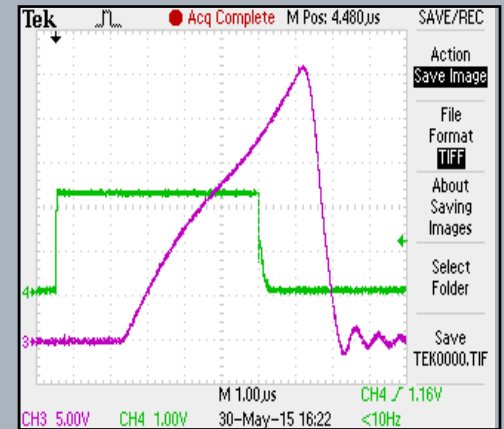
Solid-State DC Circuit Breakers

SYSTEMS IN ACTION


The small fault current and fast opening time of DTI's solid-state switches means that there is minimal impact to the load from a fault – the fault energy never reaches damaging levels. DTI's solid-state switches can also be programmed to open at arbitrary currents, up to their maximum rating, allowing for simple breaker coordination.



8 MW Solid-State DC Circuit Breaker. Conceptual drawing of a solid-state circuit breaker comprising of two 10 kV, 8 MW interrupters. Dimensions of 32" w x 32" d x 42" h.



Fault Response of DTI Solid-State Circuit Breaker. Purple: Current, 200 A/div. Green: Command. The switch opens at 900 A, tripping in ~1.2 microseconds. Fault current is limited to ~1200 A.



Fault Testing. #40 AWG arc test wire shown next to a ball point pen for scale. Shorting a 100 kV capacitor bank to ground through a 500 μH inductor and a length of #40 AWG wire leaves the wire intact, due to DTI's rapid fault detection and current interruption circuitry.

